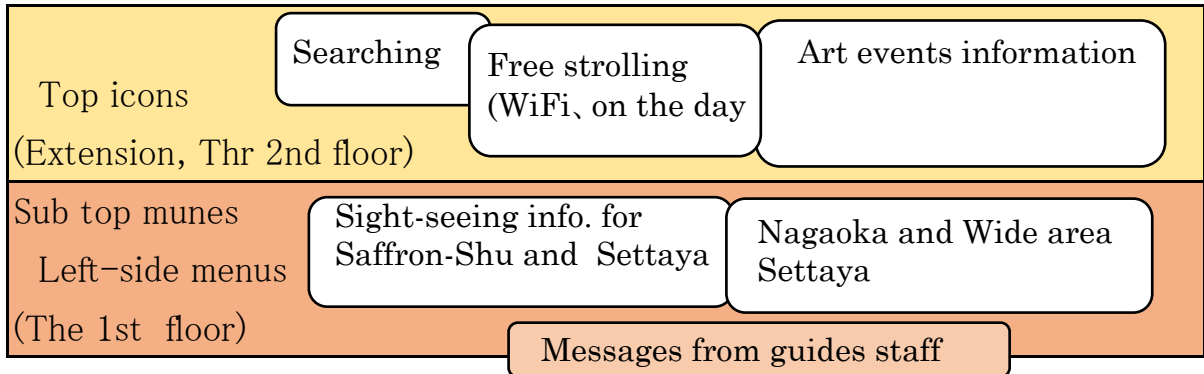


# 1. Composition of the web sit

## (1) Overall structure

This web site has a two-floor structure.



"Top page", the first page of the web sie is shown in the figure below.

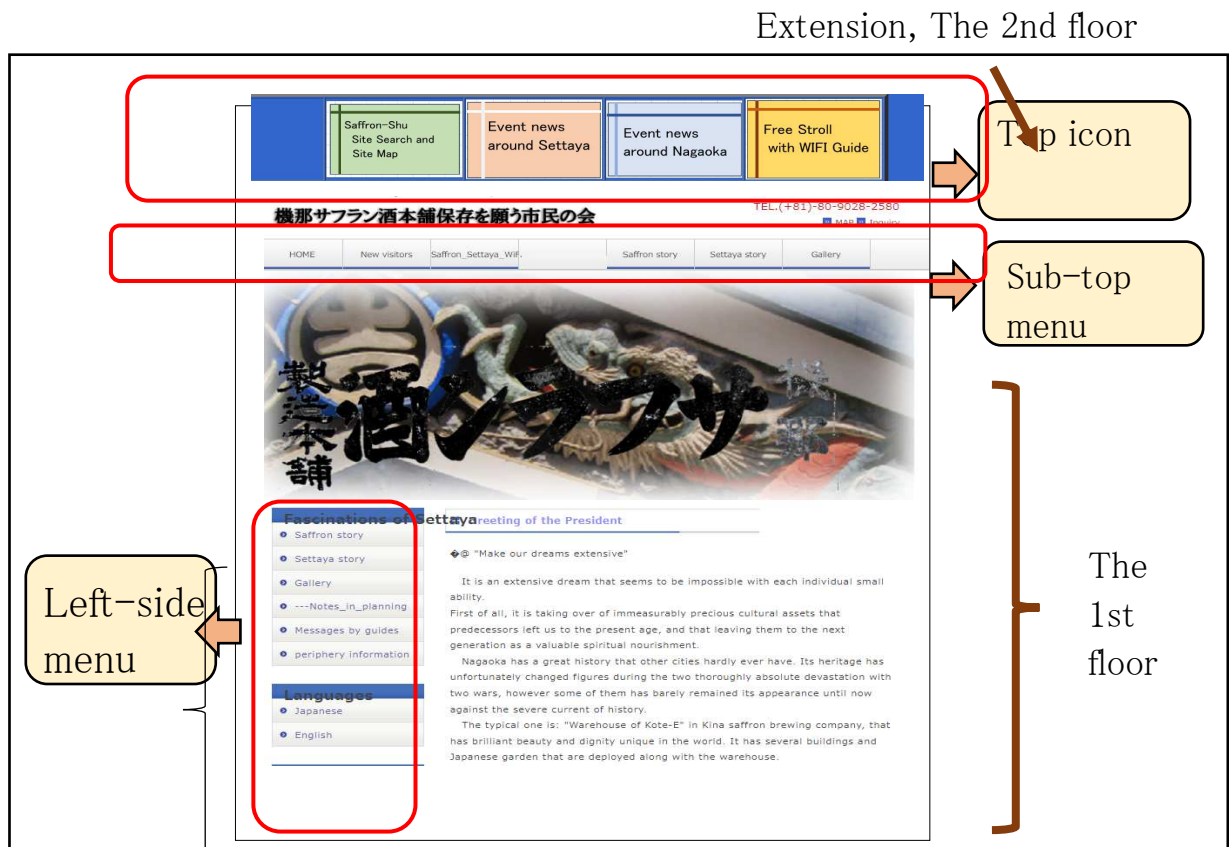


Figure "Top page"

## (2) The first floor

The first floor has a usual web site components.

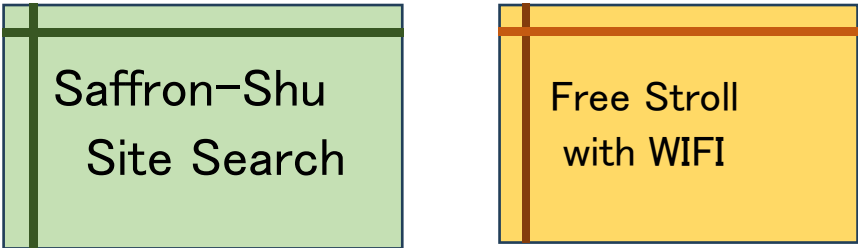
For the construction of this web site, we have aimed to be a one-stop site for tourist information not only about Kina-Saffron Shu, but also

about the history, culture, nature, art, literature, and more of Nagaoka in general.

This detail sightseeing contents is named as “Message from the guides”. The contents can be accessed by the LIST icon in “Message from the guides”. Therefore the first floor contents are suitable for surveying must-see site regarding Settaya and Nagaoka before the users actually depart on their trip.

(3)The second floor

In contrast, the second floor is designed to provide functions that will help users gather information just before or on the day of a trip, such as WiFi access for strolling around. Moreover, by entering keywords in the “site search” function, useful just-in-time information are available.



2. Free Stroll with WIFI Guide

Several contents are available in the “Free Stroll with WIFI Guide”. They are grouped with four types as follows:

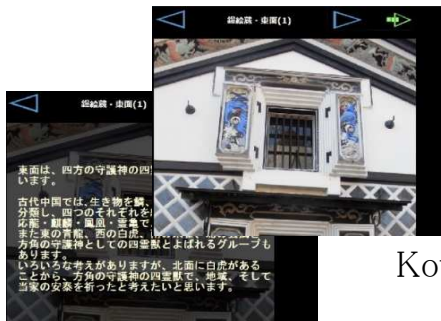
1. The Kina-Saffron shu WiFi guide ① and general strolling information for Settaya-town area ②
  2. Here are lists of Nagaoka city strolling-guide information ③
  3. Here are lists of Kina-Saffron-Shu brewery sightseeing information, in particular regarding the Kote-E interpretation.
  4. History, Art, and nature of Nagaoka city area

Number circles illustrated in the figure above are correspond to the information presented in the table shown in next page.

1. The Kina-Saffron shu WiFi guide and general strolling information for Settaya-town area		
Contents	Categories / Descriptions	Revis
<a href="#">Saffron Settaya WiFi and Nagaoka information top</a>	Top WiFi	2024/0
<a href="#">Settaya tour guide</a>	Simple description	2019/0
<a href="#">Settaya strollong guide (Short info.)</a>	strollong guide	2020/0
<a href="#">Joh-gura strollong at Yoshino-gawa brewery in Settaya town</a>	strollong guide	2020/0
<a href="#">Settaya and Ohta-gawa river One-hour Guide</a>	strollong guide	2021/0
<a href="#">Top webpage English version</a>	Top English ( Return Button )	2024/0
2. Here are lists of Nagaoka city strollong-guide information		
Contents	Revision	Note
<a href="#">Around Nagaoka Sta. tour guide</a>	2019/07/01	G
<a href="#">Ohinasama Tour around Nagaoka Sta. tour guide</a>	2020/02/03	G
<a href="#">Yamamoto museum tour guide</a>	2020/10/03	G
<a href="#">Niigata prefectural Museum of Contemporary Art. Guide</a>	2019/07/01	G
<a href="#">Komagata Jukichi memorial museum</a>	2019/07/25	T
<a href="#">Furusato-no-Mori area. Guide</a>	2019/07/14	G
<a href="#">Furusato-no-Mori One-hour Guide (Presentation)</a>	2021/05/06	G
<a href="#">Nishiki-Goi in Yamakoshi Nagaoka</a>	2020/08/13	T

Figure 2. Contents in "Free Stroll with WIFI Guide"

## ① Saffron WiFi Top figure




KoteE-gura



Ishou-Gura

## ② Settaya tour guide



( 35-page guide book )